

DARA AWARD 2026

Jury Guide



Contents

The Dara Award: A Recognition, Not A Competition	2
PART I. ACCESSING THE JURY PORTAL	4
ACCESSING THE JURY PORTAL FOR THE FIRST TIME	4
ACCESSING THE JUDGE PORTAL AFTER INITIAL LOGIN	5
PART II. GOING OVER THE APPLICATIONS	7
PART III. UNDERSTANDING THE SCORING CRITERIA	9
PART IV. SCORING AN APPLICATION	11
PART IV. FAQs.....	12

The Dara Award: A Recognition, Not A Competition

The WoodPoP Dara Award is a recognition initiative, a deliberate effort to raise awareness of wood as a sustainable construction material and to spotlight the best examples of sustainable timber construction across the Pan-European region. It is not a competition in the traditional sense. The core objective of the Dara Award is to illustrate that the construction of wooden buildings can be both aesthetically pleasing and pioneering, with a positive contribution to housing, sustainability, and innovation. The Award also seeks to inspire architects, designers, developers, and the public to regard timber as a material with a bright future.

The fifty-nine applications of the inaugural Dara Award reflect that ambition. The applications are all nationally recognised, and therefore include notable constructions across four categories. The award provides a comprehensive overview of the current status of timber construction across the Pan-European region. Certain countries have long traditions of building with wood and are currently exploring the boundaries of what is possible in this field. Others are making great strides to catch up, offering proposals that represent a significant step forward within their respective contexts. As a member of the jury, we kindly ask you to take into account the efforts made by each country within its own context.

We recommend that you approach each application with a single guiding question: does this project represent what is possible when timber is used thoughtfully, sustainably and with design excellence? The scoring criteria are in place to guide this process. The top-voted applications will naturally rise to the top, but the real purpose of this process is to build a collective, expert-endorsed picture of what exemplary timber architecture looks like across the Pan-European region today, and to celebrate the architects and designers leading the way.

We would like to express our gratitude for the expertise, care, passion, and, most importantly, the time you have dedicated to this initiative. Your assessments will help make the case for wood, not just within the construction sector and not just as a building material, but to the wider public and policymakers who need to hear it most.

This guide provides a comprehensive, step-by-step overview of how to navigate and use the WoodPoP Dara Award Jury Portal, from logging in to submitting and later for the expert jury for editing scores. It also includes practical notes and reminders to support a smooth and fair assessment process. While the guide aimed for a comprehensive overview, some specific inquiries may not be addressed in this document. Given the **collaborative nature** of this initiative, we encourage you to reach out to the **jury coordinator** and the **Dara Award official email address** with any further questions.

Important Notes for Jury Members

- **Assessment Period**

The **8-week judging period, will run from 2 June 2026 to 28 July 2026**. During this period, you can review, score, and edit your assessments **at any time**.

- **Conflict of Interest and Abstention Rule**

Even though they have access, jury members should not vote on applications submitted by the country that nominated them to the jury panel. If you have assessed any such applications, please note that those assessments will not be counted.

- **Comments are Required**

For every application, please provide a short comment outlining the strengths and weaknesses (max. 100 words).

- **Important Notes on Assessment Sessions**

Assessments cannot be saved mid-way. There is no time limit, but we recommend completing and submitting your assessment in one sitting. Closing the assessment before submitting will delete all scores and comments.

In order to encompass a wide range of perspectives, and in light of the feedback received during the webinar held on 18 February, the aim is for each project to receive at least 14 reviews, representing more than two-thirds of the 22 participating countries.

Once a week, an email will be sent summarising the collective progress and highlighting projects with the fewest reviews so that efforts can be focused on those entries.

- **Consensus Meeting**

Should projects within the same category receive the same score, a **consensus meeting may be convened** to agree on a final outcome.

- **Jury Coordinator**

David Gil-Moreno (Ireland) has been designated as the Jury Coordinator, serving as the liaison between the Jury Panel and the Steering Group (SG). Please do not hesitate to contact him at david.gilmoreno@agriculture.gov.ie.

PART I. ACCESSING THE JURY PORTAL

ACCESSING THE JURY PORTAL FOR THE FIRST TIME

Once the deadline for submitting projects has closed, all jury members will receive an email with the subject line “Invitation to be a judge”. This message will be sent from the address “European Wood Policy Platform <orders@evalato.com>”.

Open the email and click **the Login URL** provided (Figure 1 **Error! Reference source not found.**).

IMPORTANT NOTE: Please do not distribute this link. Everyone with this link can access your account.

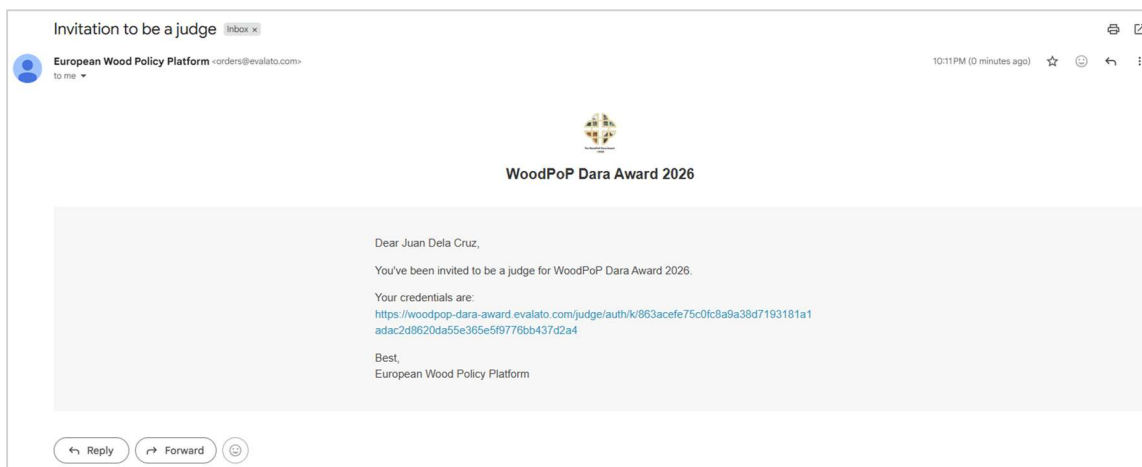


Figure 1. Sample invitation email with judge login link for the Evalato Platform

Note: If you have not received an email by 5 June 2026, please contact the WoodPoP Dara Award group (dara.award@woodpop.eu)

The **URL** will take you directly to the Dara Award Jury Portal (Figure 2).

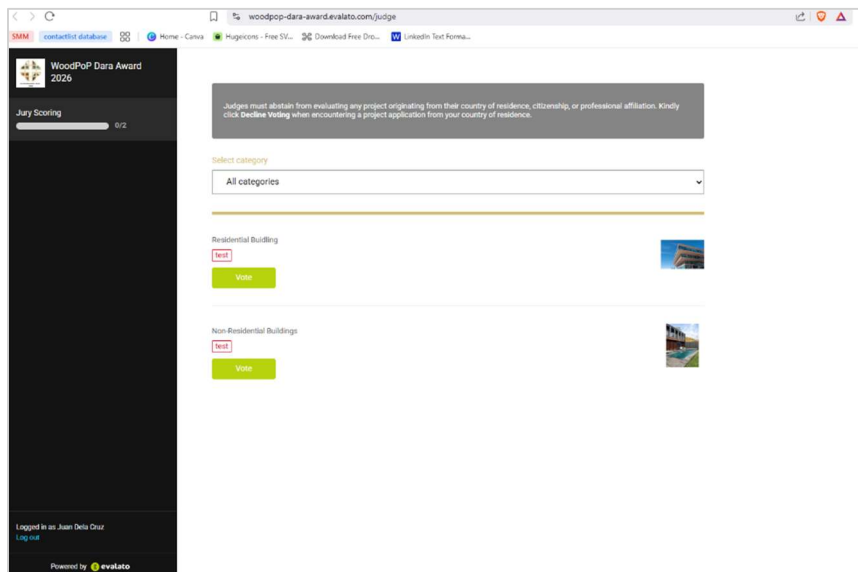



Figure 2. Jury dashboard in Evalato showing applications for assessment

ACCESSING THE JUDGE PORTAL AFTER INITIAL LOGIN

You can access the judge portal after the initial log-in using the link sent with the invitation email or <https://woodpop-dara-award.evalato.com/judge>. After clicking the link, you will see a login page (Figure 3). Type in the email you used to register during the initial login then click .

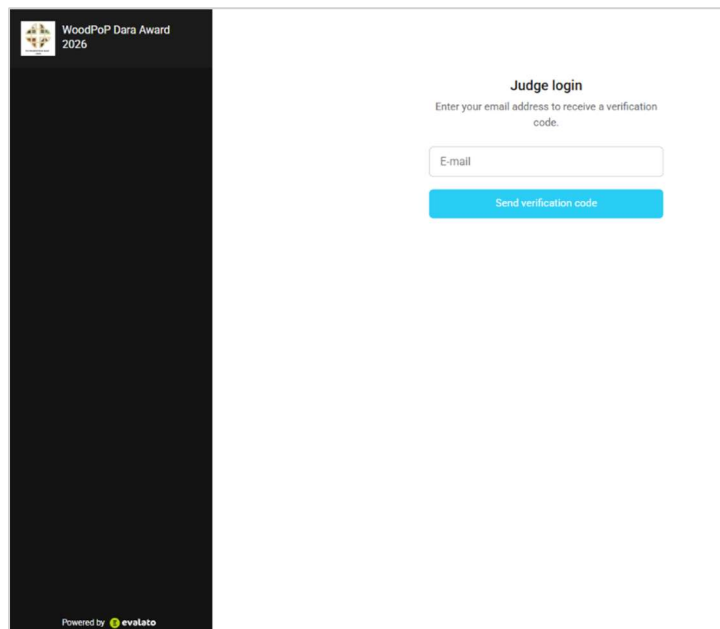


Figure 3. Evalato's judge login page for returning users

You will receive an email with the subject line “Your verification code for WoodPoP Dara Award 2026” from the address “European Wood Policy Platform <orders@evalato.com>” (Figure 4).

IMPORTANT NOTE: Please do not distribute this link. Everyone with this link can access your account.

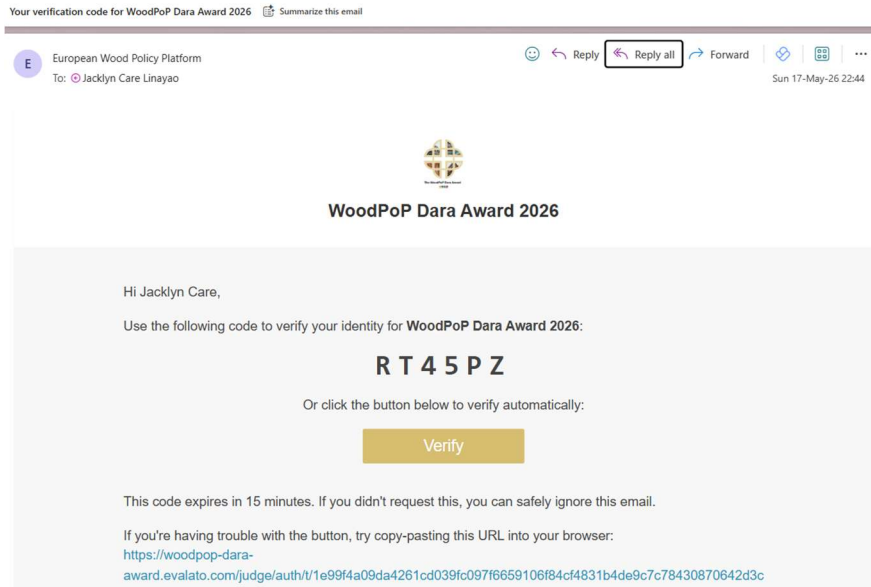


Figure 4. Sample email with the verification code

Please return to the judge portal login page, enter the verification code and then click the blue “verify” button (Figure 5).

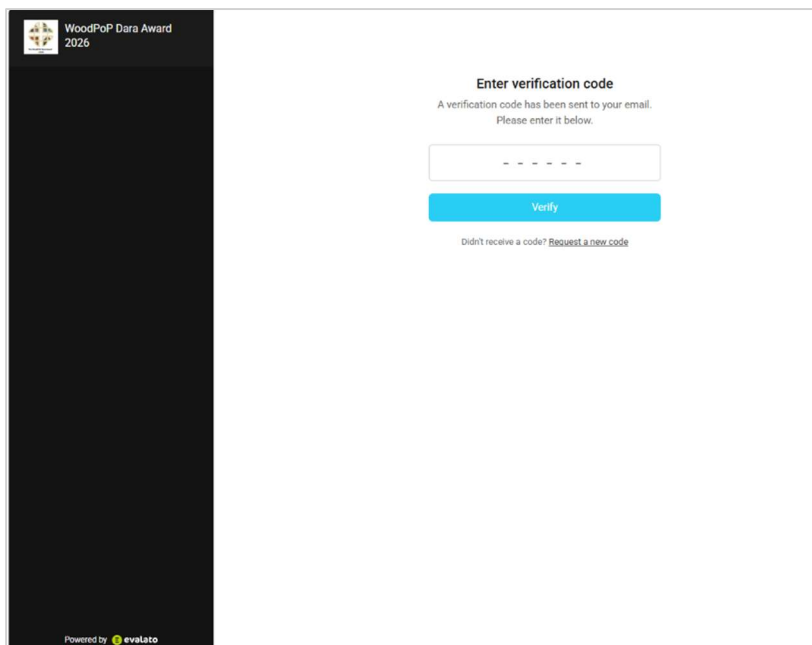


Figure 5. Verification code entry page back in the judge portal

PART II. GOING OVER THE APPLICATIONS

After logging in, you will be automatically directed to the Dara Award Jury Portal, where you will find the submitted applications (Figure 6).

Click **Vote** to open an application and start assessing an application, as shown in Figure 6.

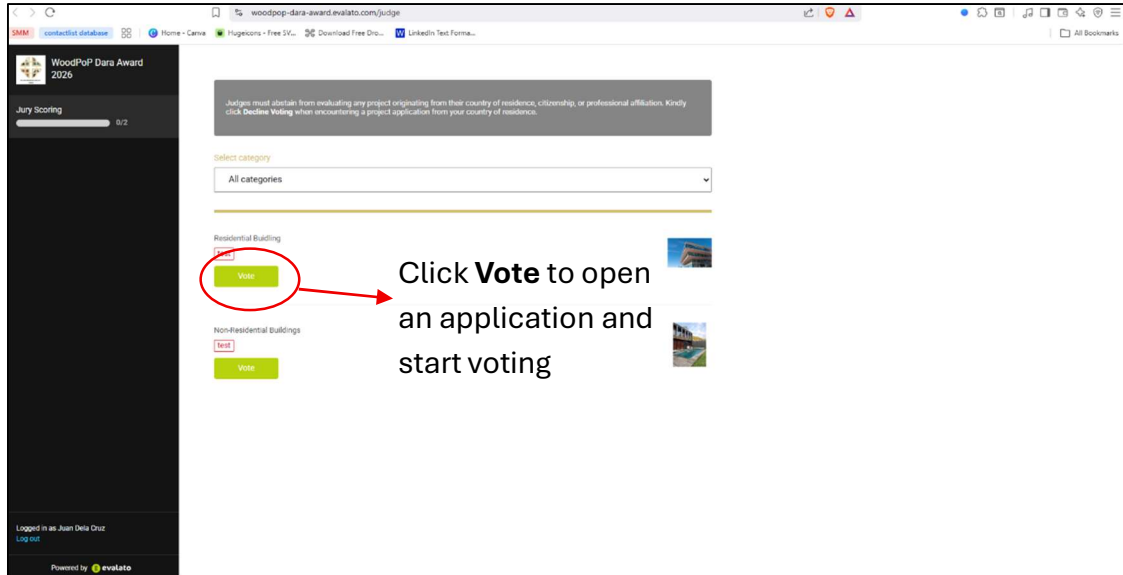


Figure 6. Evalato Judging Portal with green vote buttons

This will open the applicant's full submission (Figure 7 **Error! Reference source not found.**). Please **scroll down** to review the information provided by the applicant to each question

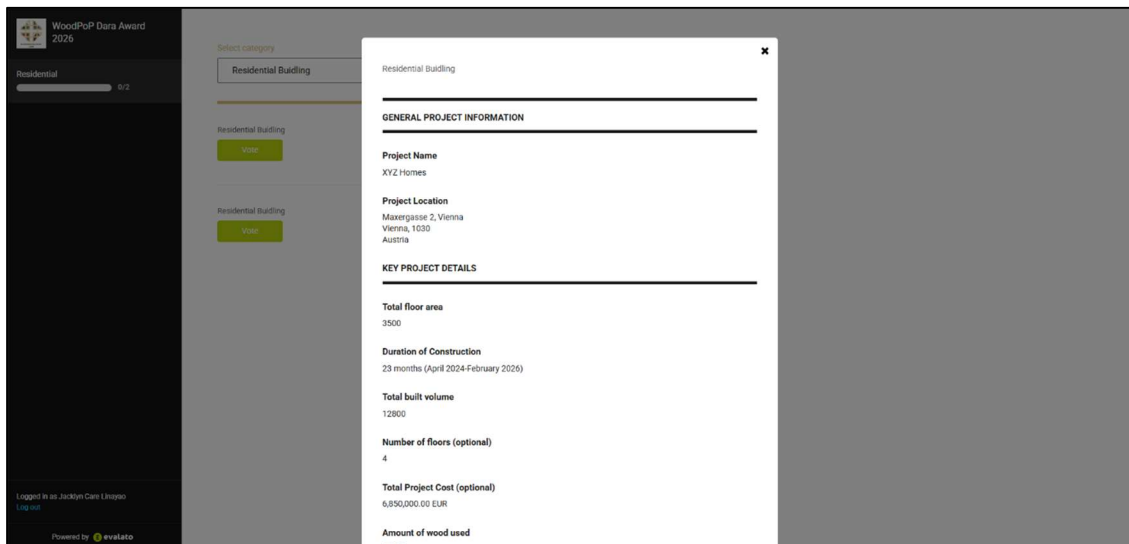



Figure 7. Sample application form appeared after clicking the green "Vote" button

Near the end of the application form, applicants were asked to upload supporting documents (Figure 8).


Note: Clicking any of these links will **download the corresponding file** to your device.


DOCUMENTATION TO SUPPORT YOUR APPLICATION


Please upload the basic architectural documentation (Floor plan, sections etc.) as a pdf here

 [WoodPoP_Policy Brief FP10_version_final.pdf](#)

Please upload five high-resolution photographs of your project, ideally including different perspectives

 [20251014_122412192_iOS.heic](#)

 [20251014_122607900_iOS.heic](#)

 [20251014_122646089_iOS.heic](#)

Video material of the project (Optional)

Figure 8. Clicking the attachments will download them to your computer

Jury members may not vote on applications submitted by the country that nominated them to the jury panel. Kindly click Decline Voting when encountering a project application from your country of residence. If you have assessed any such applications, please note that those assessments will not be counted.

[Read more](#)

Vote

Decline voting

Design & Construction	0	25	0
Wood Use & Innovation	0	25	0
Sustainability	0	25	0
Policy contribution and societal impact	0	15	0
Additional information	0	10	0

OVERALL SCORE: 0.000/100

[Add comment*](#)

Submit vote

Conflict of Interest and Abstention Rule:

Jury members may not vote on applications submitted by the country that nominated them to the jury panel. **Kindly click Decline Voting when encountering such project application/s.**

If you have assessed any such applications, please note that those assessments will not be counted.

Figure 9. Click “Decline voting” found near the end of the application form in case of conflict of interest

PART III. UNDERSTANDING THE SCORING CRITERIA

There are five sections to be scored, namely **Design & Construction**, **Wood Use & Innovation**, **Sustainability**, and **Policy Contribution & Societal Impact**. They draw directly from the applicant's responses in the submission form.

Table 1. Scoring according to the value of each section

	Maximum score for the section		
Rating	10 points	15 points	25 points
Good	4	6	10
Very Good	6	9	15
Excellent	8	12	20
Outstanding	10	15	25

Each of the five sections begins with the guiding questions from the application form, and it concludes with the criteria to guide the jury members in their assessment as shown below.

Design & Construction (25 points)

- What are the project's most striking aesthetic and architectural features? Does it express a clear conceptual vision, and if so, what is the central message?
- How effectively does the project integrate structural, functional, and economic considerations?

Guiding Criteria for jury members

- a) Clarity, originality, and structural integrity
- b) Functional efficiency, accessibility, and usability
- c) Integration of design with context and surroundings
- d) Synergy between design and performance
- e) Performance uniquely enabled by wood

Wood Use & Innovation (25 points)

- How does the project encourage and exemplify the sustainable and efficient use of wood in construction?
- How does the project anticipate future needs through innovative and distinctive approaches, while demonstrating potential for scalability and replication in timber construction?

Guiding Criteria for jury members

- a) Cost-effectiveness and optimisation of wood material use (efficient spans, reduced waste, optimised cross-sections, etc.)

- b) Lifecycle analysis and carbon footprint
- c) Use of advanced timber technologies
- d) Innovative modular or prefabricated systems

Sustainability (25 points)

- Which measures are implemented to ensure energy efficiency and reduce environmental impact throughout the building's lifetime?
- How are the principles of circularity and sustainable resource management integrated throughout the project's life cycle?

Guiding Criteria for jury members

- a) Design for disassembly
- b) Passive design strategies
- c) Use of local resources and wood fibre-based materials throughout the building
- d) Cascading use of wood, reuse and recyclability of materials

Policy Contribution & Societal Impact (15 points)

- How does the project align with the principles of the European WoodPoP Policy Platform?
- Does the project include considerations to offer sustainable and affordable housing for citizens? If yes, please explain below.*?

Guiding Criteria for jury members

- a) Building codes and regulatory impact
- b) Promotion of timber construction in the public sector
- c) Market and societal uptake
- d) Marriage of science and technology
- e) Public engagement and education
- f) Affordability

Additional Information (10 points)

- Would you like to provide any further information to support your application?

Guiding Criteria for jury members

- a) Testimonials, community feedback, or awards
- b) Research or academic contributions; living laboratory functions
- c) Broader impact or legacy
- d) Unique aspects not covered in other sections

PART IV. SCORING AN APPLICATION

Please scroll to the bottom of the application form to access the scoring section (Figure 10). You can drag the sliders beneath each criterion or enter the score manually using the number fields on the right.

Jury members may not vote on applications submitted by the country that nominated them to the jury panel. Kindly click Decline Voting when encountering such project application/s. If you have assessed any such applications, please note that those assessments will not be counted.

Vote Decline voting

Design & Construction	0 <input type="range"/> 25	<input type="text" value="0"/>
Wood Use & Innovation	0 <input type="range"/> 25	<input type="text" value="0"/>
Sustainability	0 <input type="range"/> 25	<input type="text" value="0"/>
Policy contribution and societal impact	0 <input type="range"/> 15	<input type="text" value="0"/>
Additional information	0 <input type="range"/> 10	<input type="text" value="0"/>

OVERALL SCORE: 0.000/100

[Add comment*](#)

Figure 10. Voting area and Decline Voting found near the end of the application form

In the **Add Comment** section, please describe the **strengths** and **weaknesses** of the project.

Once all scores and comments have been provided, the grey Submit vote button

will turn **green** . Click it to finish your assessment.

PART IV. FAQs

1. I did not receive the invitation email. What should I do?

If you do not receive the email with the subject “**Invitation to be a judge**” from “European Wood Policy Platform <orders@evalato.com>”, please check your spam or junk folder.

If it is not there, please contact the WoodPoP Dara Award team at dara.award@woodpop.eu.

2. I want to resume assessing applications, but I lost the email sent to me during initial login, and the portal has logged me off. What do I do?

Click this link or copy it to your browser’s address bar: <https://woodpop-dara-award.evalato.com/judge>. Follow the next steps outlined in [PART I. ACCESSING THE JURY PORTAL](#).

3. Can I assess the applications in any order?

Yes. You may open and assess applications in any order. In fact, this is encouraged to avoid front-loading the assessment effort on the first few applications. The **progress bar** on the left side of the portal tracks how many applications remain.

4. Can I save my progress and return later?

No. The jury portal does **not** include a *Save Draft* option for scoring. Your assessment is only recorded once you click **Submit vote**. If you leave the page before submitting, your scores and comments will **not** be saved.

5. How do I access applicant attachments?

Near the end of each application, there is a section with uploaded files. Clicking any link will automatically **download** the file to your device.

6. How do I give my score to a submitted application?

You may choose either:

- **dragging the sliders, or**

- **entering numbers manually** in the fields on the right.
Both methods work the same—the choice is up to your preference.
-

7. What should I include in the comment section?

Please describe the project's **strengths** and **weaknesses**.

These comments help ensure constructive feedback.

8. When does the Submit vote button activate?

The **Submit vote** button turns **green** once:

- all required scores are entered, and
 - the comment section is filled in.
You must click the button for your assessment to be recorded.
-

9. Can I change my scores after submitting?

You may edit your scores at any time during the judging period.

To revise an assessment, click “Change Vote” next to the application you wish to update. This will reopen the scoring form, allowing you to adjust your scores and comments.

If you did not intend to change your vote, simply scroll back to the top of the application form and click the “x” button in the upper-right corner to close the form without making any edits.

10. Who can I contact for technical issues?

For any issues with logging in, accessing files, or navigating the portal, email:

 dara.award@woodpop.eu