



DARA AWARD 2026

Registration and Application Guide



Contents

PART I. REGISTRATION AT THE WOODPOP DARA AWARD WEBPAGE	3
PART II. FILLING OUT THE APPLICATION FORM ON THE EVALATO PLATFORM.....	6
PART III. FAQ	8

This document provides a step-by-step guide to navigating the WoodPoP Dara Award 2026 registration and application form.

Please review the participation rules on the WoodPoP Dara Award Webpage. Nominated projects must:

- a) Have received a nomination or endorsement by the WoodPoP national nominating entity.
- b) Be completed by 31 March 2026.
- c) Feature timber as the primary building material (e.g., at least 50% of the total surface area of its room-enclosing structural components – namely walls, floors, ceilings and roofs – is constructed using wood-based systems. These systems may include solid wood construction, wood-frame structures, engineered wood panels or other wood-derived materials).
- d) Be located in a participating country or elsewhere outside Europe, provided that the building has essentially been completed by an entity or company legally based in a participating country.
- e) Showcase architectural and/or engineering excellence, outstanding craftsmanship, innovation, sustainable building practices and aesthetic appeal.

Additionally, please review the form at [WoodPoP-Dara-Award-Sample-Form.pdf](#)



By entering the submission process, the project representatives grant the WoodPoP Dara Award permission to use any submitted content for exhibitions and promotional material.

All data and images must comply with GDPR and copyright regulations.

Projects benefiting the following individuals will not be accepted:

- Jury Committee members, including partners and close relatives, employees and freelance collaborators, etc.
- Any other individuals with a conflict of interest









PART I. REGISTRATION AT THE WOODPOP DARA AWARD WEBPAGE


1. Proceed with registration to begin the application by selecting the category of your project  followed by 


The WoodPoP Dara Award Registration Portal


Once the guidelines have been reviewed and the project nomination confirmed by the respective country representatives, proceed with registration below to begin the application.

[Already registered? Log in](#)

Residential Building 	
Non-Residential Buildings 	
Infrastructure 	
Renovation, Extension project and/or Built-on-Top 	

 Your data is encrypted with the latest SSL security protocols.

Awards Management Software by  **evalato**



Please note: Completing the application form may take at least 30 minutes. Please note that you can save your progress and return to it any time prior to the closing date, 31 March 2026.

2. Complete the registration on the next screen.

Important: Please ensure that you have access to the email address you provide in the registration form, as the access link to the application form will be sent to this address.

The screenshot shows a registration form with the following sections and fields:

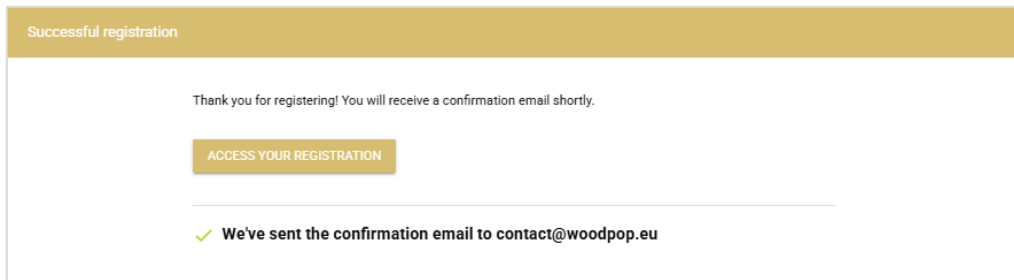
- Registration:** A question "Is your project nominated by the country representative/WoodPoP national nominating entity?" with radio buttons for "Yes" and "No". A note below states: "If you clicked no, please be informed that your project is not eligible for the WoodPoP Dara Award. The project must be nominated to the WoodPoP Dara Award by the WoodPoP National Focal Point."
- Compliance with the Wood-Based Building Definition:** A question "Does your project qualify as a wood-based building?" with a grey question-mark icon. A note below states: "Please note that you will be asked to justify your answer to the question above in the application form."
- Personal Information:** Fields for "First name", "Last name", "Email", "Company", and "Phone Number (please include area code)".
- Project Role:** A question "What was your involvement with the project?" with a dropdown menu. A note below states: "If you chose 'Other' in the previous question, kindly specify your involvement with the project in the field below." Below this is a text input field labeled "Project Involvement: 'Other'".

At the bottom left, it says "Awards Management Software by evalato". At the bottom right, there is a yellow "NEXT" button.

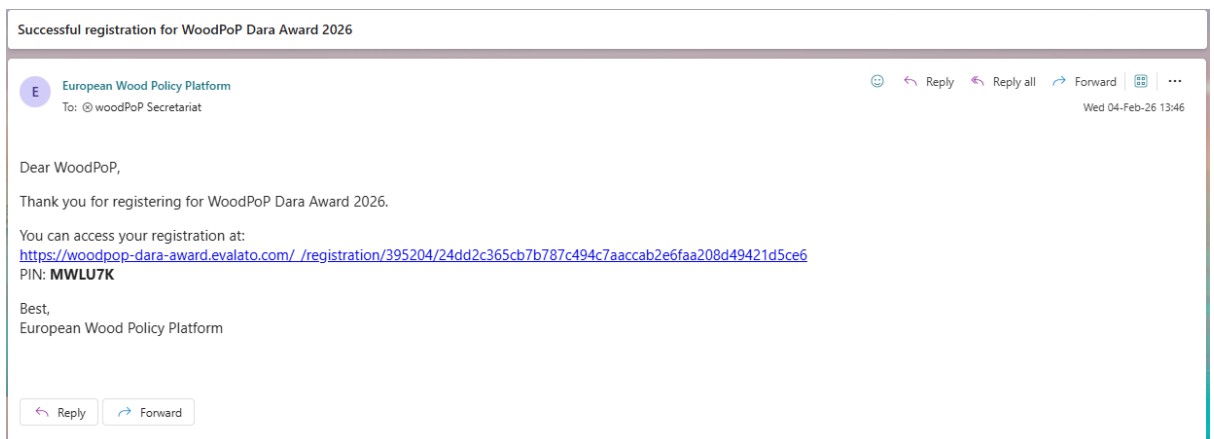
Some fields include a grey question-mark icon . Hover your cursor over this icon to display additional explanations relevant to that part of the form.


Once you are finished, click

3. A successful registration window shall appear once you filled out all the required information.




You will also receive an email from the European Wood Policy Platform (<orders@evalato.com>) with the subject line “**Successful registration for WoodPoP Dara Award 2026**”. This message contains the **link** that will take you directly to the application form.

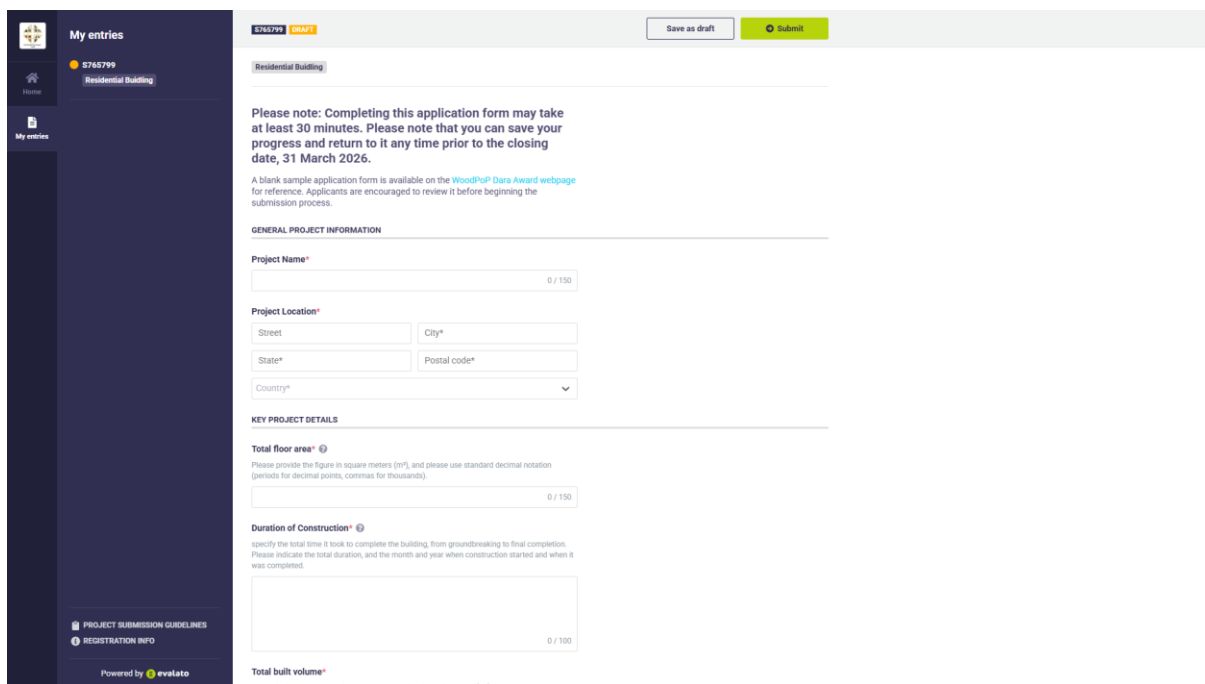


You may access the application form by selecting the  displayed immediately after registration. **Please note that this button will disappear once the webpage is refreshed.** If this occurs, simply use the link sent to your email to access the application form.

PART II. FILLING OUT THE APPLICATION FORM ON THE EVALATO PLATFORM

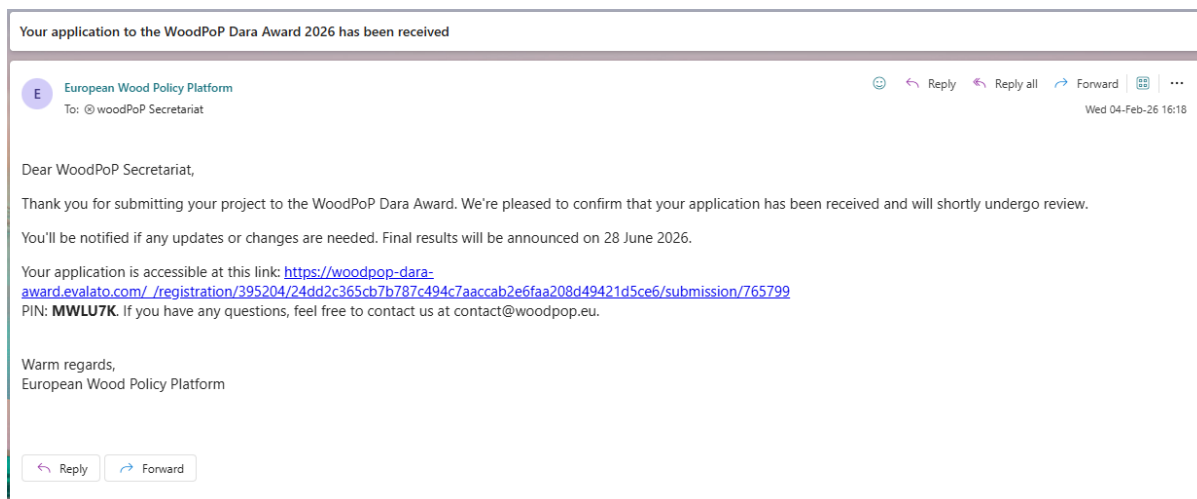
- The application form on the Evalato platform consists of seven main sections and is expected to take approximately 30 minutes to complete. If you need to

pause at any point, select the  button located in the upper left corner of the form. You may then return to your draft and continue completing the form at a later time by using the access link that was sent to your email.



The screenshot shows the Evalato application form interface. On the left is a dark blue sidebar with 'My entries' and a list of projects, including '5715799 Residential Building'. The main content area has a header with '5715799 DRAFT' and buttons for 'Save as draft' and 'Submit'. Below the header, the project title 'Residential Building' is displayed. A note states: 'Please note: Completing this application form may take at least 30 minutes. Please note that you can save your progress and return to it any time prior to the closing date, 31 March 2026.' A link for a 'blank sample application form' is provided. The form is divided into sections: 'GENERAL PROJECT INFORMATION' with fields for Project Name, Project Location (Street, City, State, Postal code, Country), and 'KEY PROJECT DETAILS' with fields for Total floor area and Duration of Construction. A 'Total built volume' field is also present at the bottom.

5. When you click the submit button, you will receive an email from the European Wood Policy Platform (<orders@evalato.com>) with the subject “**Your application to the WoodPoP Dara Award 2026 has been received**”



Please note that after you submit the form, you will still be able to edit your application until **31 March 2026**. After this date, no further modifications will be possible.

PART III. FAQ

Registration & Access

1. How do I register for the WoodPoP Dara Award?

You can register via the dedicated registration portal found at the end of [the WoodPoP Dara Award webpage](#). Once registered, you will receive an email with a link to access the application form.

2. I did not receive the registration email. What should I do?

Please check your spam or junk folder. If the email is not there, wait a few minutes and refresh your inbox. You may also request a new link by contacting the dara.award@woodpop.eu.

3. Can I use a different email address after registration?

No. The access link is tied to the email address used during registration. If you need to use another email, you must register again with the correct address.

4. How do I access my application form after registering?

Use the link sent to your email with the subject “*Successful registration for WoodPoP Dara Award 2026.*” This link allows you to open, edit and submit your application at any time before the deadline.

5. Why does the “access your registration” button disappear after refreshing the page?

This button only appears immediately after registration. Once the page is refreshed, the button is removed. Please use the link in your registration email to access the form.

6. What should I do if the access link in my email no longer works?

Request a new access link by contacting the organisers at the email provided on the WoodPoP website. Do not attempt to register multiple times with different addresses.

Using the Application Form

7. Can I save my progress and return to the form later?

Yes. Click “**Save as draft**” in the upper left corner of the form. You may return at any time using the link in your email.

8. How do I edit my application after I have submitted it?

You can still edit your submission by reopening the form using your access link. Edits are allowed until the final deadline (31 March 2026).

9. Until when can I modify my application?

You may modify your application until **31 March 2026**. After this date, the form will be locked, and no changes will be possible.

10. Can I complete the application in multiple sessions?

Yes. You may save your draft and return as often as needed before the deadline.

11. What should I do if the platform freezes or I lose internet connection?

Your latest saved draft will remain stored. Refresh the page and reopen the form using your email link. We recommend saving your work frequently.

Technical Requirements & File Uploads

12. What file formats are accepted for uploads?

The application form typically accepts PDF, JPG, and PNG. Please refer to each upload field for specific restrictions.

13. Is there a maximum file size for uploads?

Yes. File size limits vary per upload field. If your file exceeds the limit, you may compress it or submit a reduced-size version.

14. How many files can I upload per section?

Each section specifies the number of files allowed – a maximum of 5 files. If you need to provide additional material, you may use the “Additional Information” field.

15. Can I replace an uploaded file after submitting my application?

Yes. You may replace or delete files until **31 March 2026**.

Eligibility & Project Criteria

16. What qualifies as a “wood-based building” under the award criteria?

A building qualifies if **at least 50% of the total surface area of room-enclosing structural components**—walls, floors, ceilings and roof—uses wood-based systems. These systems may include solid wood construction, wood-frame structures, engineered wood panels or other wood-derived materials.

17. How do I determine whether my building meets the 50% wood-based system requirement?

Calculate the surface area of all enclosing structural elements and determine what proportion is made of wood-based systems (e.g., CLT, LVL, timber frame, engineered panels).

18. Is my project eligible if it is still under construction?

No. Only completed buildings by 31 March 2026 are eligible.

19. Can I submit multiple projects?

Yes. Provided that each project has the nomination of the WoodPoP Country Representatives/National Focal Point, each project must be submitted separately and must meet all eligibility requirements. *Please note that a maximum of two (2) completed timber-based projects is allowed. A third nomination is allowed if it represents a distinctly different building typology than the first two.

**Refer to “1. Project Nomination” on the WoodPoP Dara Award webpage*

20. Can different organisations jointly submit one project?

Yes. Joint submissions are permitted. One representative organisation should act as the primary applicant.

Content of the Application

21. What level of detail is required in the project description?

The description should be concise yet comprehensive, addressing design, construction, sustainability and innovation. Clear and factual information is encouraged.

22. What should I include in the justification of wood use?

Explain how wood-based systems contribute to structural performance, sustainability, and design. State clearly that the 50% criterion is met.

23. How do I calculate the CO₂ equivalent stored in wood?

Use the provided assumption: **1 m³ of wood stores 1 tonne of CO₂**. Multiply the volume of wood used by 1.

24. What if some project information is confidential?

Avoid including sensitive materials. Provide general descriptions where specific details cannot be disclosed.

25. Can I submit additional supporting materials?

Yes. You may upload images, drawings, reports or other materials, provided they meet file size and format guidelines.

Deadlines & Submission

29. When is the deadline for final submission?

The final deadline for submission and edits is **31 March 2026**.

30. Can I edit my submission after the deadline?

No. After the deadline, the form becomes locked.

31. Can late submissions be accepted under special circumstances?

No. Late submissions cannot be considered.

Evaluation & Next Steps

32. What happens after I submit my application?

Your project will be reviewed by the national nominating authority and subsequently by the international panel.

33. How will I know if my project has been nominated?

You will receive formal notification via email from the WoodPoP organisers.

34. Who evaluates the applications?

Evaluations are carried out by experts nominated by the WoodPoP Country Representatives/National Focal Points.

35. Will I receive feedback on my application?

Feedback may be provided at the discretion of the evaluators, but it is not guaranteed.

National Nomination

36. What is a WoodPoP Country Representative/National Focal Point?

This is the official organisation in your country designated to endorse projects for the WoodPoP Dara Award.

37. How do I confirm that my project has national support?

Your national authority will provide confirmation directly. You must indicate this in the application.

38. Can I apply without national nomination?

No. National support is mandatory.

39. Can more than one project be nominated from the same country?

This is determined by the national authority. Some countries may nominate more than one project, but only up to 2 projects. A third nomination is allowed if it represents a distinctly different typology than the first two.

Support & Troubleshooting

40. Who should I contact if I experience technical issues with the application form?

Please refer to the contact details on the [official WoodPoP Dara webpage](#).

41. Who should I contact for questions about the WoodPoP Dara Award?

Please refer to the contact details on the [official WoodPoP webpage](#).

42. What should I do if I accidentally delete information from my form?

You may re-enter the information as long as it is before the deadline.